

HART PLAZA DESIGN DEVELOPMENT

ATWATER VENT
• Paved pathways to vent sculpture.

SEATING
• Prefabricated wood and metal benches.

ACCESSIBILITY
• Universal access achieved via west switchback paths.

PYRAMID PATIO

ATWATER VENT

1974 SECTION

+116.00

+114.00

+106.50

+112.00

+106.00

+101.50

+101.00

+101.50

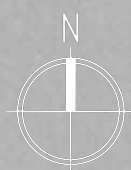
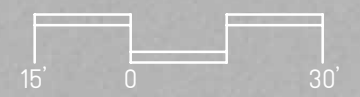
SALVAGED MATERIALS
• Reused granite treads on new stairs.

PLANTINGS
• Green space strategically softens the ramp experience.

DONOR NAMES
• Donor names relocated to new overlook and planter wall.

REPURPOSED GRANITE
• Additional salvaged GSD granite applied as seat walls.

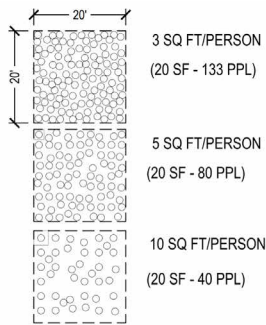
DETROIT RIVER



HART PLAZA EVENT DIAGRAMS



Pedestrian Space Typologies:



HART PLAZA BIRDSEYE



BIRDSEYE NORTH

HART PLAZA DESIGN DEVELOPMENT PERSPECTIVES



BIRDSEYE NORTH



ELEVATED LOOKING SOUTHWEST



EAST STAIRCASE TOWARD RIVER



RIVERWALK FROM EAST



ELEVATED LOOKING NORTHWEST



RIVERWALK FROM WEST